

Peening Media (AWCH)
Conditioned Carbon Steel Cut Wire Shot, High Hardness (55 to 62 HRC)

RATIONALE

This revision adds Cut Wire Shot sizes 80, 96 and 116; Figures 1, 2 and 3 were changed.

1. SCOPE

1.1 Purpose

The complete requirements for procuring the product shall consist of this document and the latest issue of the basic specification, AMS 2431.

1.2 Application

Conditioned carbon steel cut wire shot, high hardness, conforming to this specification is intended for use in peening metal surfaces to impart compressive stresses to these surfaces thereby increasing resistance to fatigue and stress-corrosion cracking. Generally, high hardness conditioned carbon steel cut wire shot is used on parts of hardness 50 HRC or over.

2. APPLICABLE DOCUMENTS

See AMS 2431.

3. TECHNICAL REQUIREMENTS

3.1 Conditioned carbon steel cut wire shot, high hardness, shall conform to AMS 2431 and the requirements specified herein.

3.2 Composition shall conform to the percentages by weight shown in paragraph 5.1 of SAE J441 (For reference only, see Table 1), and shall be determined in accordance with ASTM E 350.

TABLE 1 - COMPOSITION

Element	min	max
Carbon	0.45	0.85
Manganese	0.30	1.30
Silicon	0.15	0.35
Phosphorus	--	0.040
Sulfur	--	0.05

SAE Technical Standards Board Rules provide that: "This report is published by SAE to advance the state of technical and engineering sciences. The use of this report is entirely voluntary, and its applicability and suitability for any particular use, including any patent infringement arising therefrom, is the sole responsibility of the user."

SAE reviews each technical report at least every five years at which time it may be reaffirmed, revised, or cancelled. SAE invites your written comments and suggestions.

Copyright © 2007 SAE International

All rights reserved. No part of this publication may be reproduced, stored in a retrieval system or transmitted, in any form or by any means, electronic, mechanical, photocopying, recording, or otherwise, without the prior written permission of SAE.

TO PLACE A DOCUMENT ORDER: Tel: 877-606-7323 (inside USA and Canada)
Tel: 724-776-4970 (outside USA)
Fax: 724-776-0790
Email: custsvc@sae.org
SAE WEB ADDRESS: <http://www.sae.org>

3.3 Hardness

Not less than 90% of the readings, using a microhardness tester with a minimum 500 gram load, shall fall within the range of 55 to 62 HRC, or equivalent, determined in accordance with ASTM E 384. Hardness testing shall be performed after the shot has been conditioned for shape.

3.4 Wire Quality

Shot shall be manufactured from wire that is free from shear cracks and laps and shall not contain excessive seams or burrs.

3.5 Weight shall conform to Table 3 or Table 4 as determined in accordance with 4.1.3.2.

3.6 Contamination

Shot shall be clean and free of dirt, grit, oil, or grease.

3.7 Quality requirements shall conform to 3.7.1, 3.7.2, 3.7.3, and 3.7.4, determined in accordance with 3.9.2.

3.7.1 Shape shall be predominantly spherical as a result of conditioning or rounding.

3.7.2 Acceptable Shapes

Shapes conforming to Figure 1 shall be in accordance with Table 2.

3.7.3 Marginal Shapes

Shapes conforming to Figure 2 are permissible to the extent specified in Table 2.

3.7.4 Unacceptable Shapes

Shapes conforming to Figure 3 are permissible to the extent specified in Table 2.

3.7.5 Conditioning is accomplished by impacting the as-cut wire cylinders against a hardened target until a predominantly round shape (See Figure 1) has been obtained.

TABLE 2 - SHAPE REQUIREMENTS

Shot Size	Area per Field Square Inches (mm ²)	Number of Fields Viewed	Number of Marginal Particles All Fields max(1)	Number of Unacceptable Particles All Fields max(2)
AWCH 116	1(645)	3	7	2
AWCH 96	1(645)	2	7	2
AWCH 80	1(645)	2	10	3
AWCH 62	1 (645)	9	63	2
AWCH 54	1 (645)	7	66	2
AWCH 47	1 (645)	5	68	2
AWCH 41	1 (645)	4	70	2
AWCH 35	0.25 (161)	14	67	2
AWCH 32	0.25 (161)	12	60	2
AWCH 28	0.25 (161)	7	67	2
AWCH 23	0.25 (161)	5	70	2
AWCH 20	0.25 (161)	4	76	2
AWCH 17	0.0625 (40)	11	70	2
AWCH 14	0.0625 (40)	6	60	2
AWCH 12	0.0625 (40)	5	68	2

Notes: (1) Maximum number of marginal shapes is approximately 3% of the total number of particles viewed.

(2) Maximum number of unacceptable shapes is approximately 1% of the total number of particles viewed.

3.8 Size shall conform to the requirements of Table 3 and Table 4, determined in accordance with 3.9.1.

TABLE 3 - SIZE REQUIREMENTS, 50 PIECE SAMPLE

Shot Size	Wire Diameter Inch	Wire Diameter Millimeters	Weight of 50 pieces Grams
AWCH 116	0.116 ± 0.002	2.946 ± 0.05	5.77 to 7.05
AWCH 96	0.096 ± 0.002	2.438 ± 0.05	3.45 to 4.25
AWCH 80	0.080 ± 0.002	2.032 ± 0.05	2.09 to 2.55
AWCH 62	0.0625 ± 0.002	1.588 ± 0.05	0.98 to 1.20
AWCH 54	0.054 ± 0.002	1.37 ± 0.05	0.65 to 0.79
AWCH 47	0.047 ± 0.002	1.19 ± 0.05	0.43 to 0.52
AWCH 41	0.041 ± 0.002	1.04 ± 0.05	0.28 to 0.35
AWCH 35	0.035 ± 0.001	0.89 ± 0.025	0.18 to 0.22
AWCH 32	0.032 ± 0.001	0.81 ± 0.025	0.12 to 0.16
AWCH 28	0.028 ± 0.001	0.71 ± 0.025	0.09 to 0.11
AWCH 23	0.023 ± 0.001	0.58 ± 0.025	0.045 to 0.060
AWCH 20	0.020 ± 0.001	0.51 ± 0.025	0.035 to 0.045

TABLE 4 - SIZE REQUIREMENTS, 100 PIECE SAMPLE

Shot Size	Wire Diameter Inch	Wire Diameter Millimeter	Weight of 100 pieces Grams
AWCH 17	0.017 ± 0.001	0.43 ± 0.025	0.040 to 0.055
AWCH 14	0.014 ± 0.001	0.36 ± 0.025	0.015 to 0.030
AWCH 12	0.012 ± 0.001	0.30 ± 0.025	0.010 to 0.020

3.9 Test Methods and Procedures

3.9.1 Size

The size of shot shall be determined in accordance with 4.1.3.2.

3.9.2 Shape

Visual evaluation, at a minimum magnification of 10X for sizes CW 23 and larger and a minimum magnification of 30X for sizes finer than CW 23, shall be performed using the areas and number of fields specified in Table 2 for each respective shot size.

4. QUALITY ASSURANCE PROVISIONS

See AMS 2431 and the following:

4.1 Sampling and Testing

Two samples of approximately 800 grams each shall be selected from separate containers chosen at random from each lot. Each sample shall be split to test quantities as follows:

4.1.1 Composition

Not less than two samples from each lot shall be evaluated.

4.1.2 Hardness

Not less than 20 microhardness readings shall be made from each sample with no more than one impression on any one shot.

4.1.2.1 Samples for microhardness testing shall be prepared by encapsulating a representative sample of each lot in a plastic mount and polishing down to nominal half spheres.

4.1.3 Size

Two representative samples of not less than 100 grams each shall be used for size evaluation.

4.1.3.1 Alternative methods for size evaluation may be used provided that they can be correlated to the weight method and are acceptable to purchaser.

4.1.3.2 Fifty pieces of the conditioned media shall meet the weight requirements of Table 3. One hundred pieces of the conditioned media shall meet the weight requirements of Table 4.

4.1.4 Shape

A representative sample shall consist of a number of shot, in one layer, which completely fills the areas specified in Table 2. The number of areas, or fields, viewed at 10X or 30X (See 3.9.2) evaluated for each shot size shall be as indicated in Table 2.

4.1.4.1 Alternative methods of inspection for shape are permitted provided that they can be correlated to the optical method and are acceptable to purchaser.

5. PREPARATION FOR DELIVERY

See AMS 2431 and the following:

5.1 Packaging and Identification

Steel shot shall be packaged in 40 to 55 pound (18 to 25 kg) units in plastic coated bags or pails.

6. ACKNOWLEDGMENT

See AMS 2431.

7. REJECTIONS

See AMS 2431.

8. NOTES

See AMS 2431.

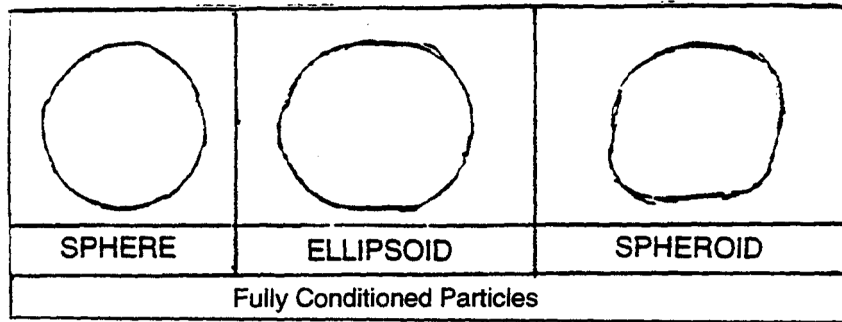


FIGURE 1 - ACCEPTABLE SHAPES

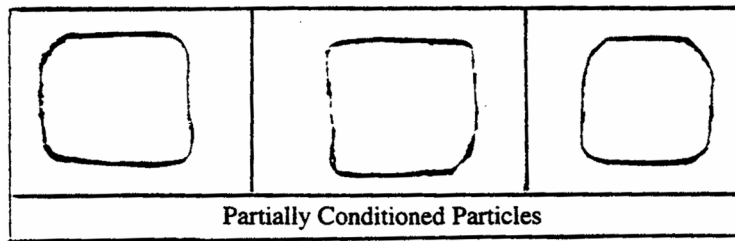


FIGURE 2 - MARGINAL SHAPES

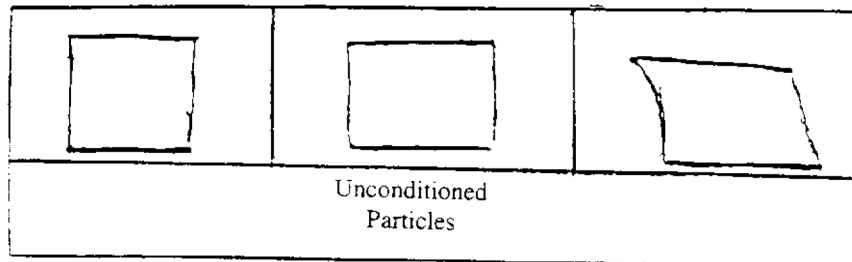


FIGURE 3 - UNACCEPTABLE SHAPES